


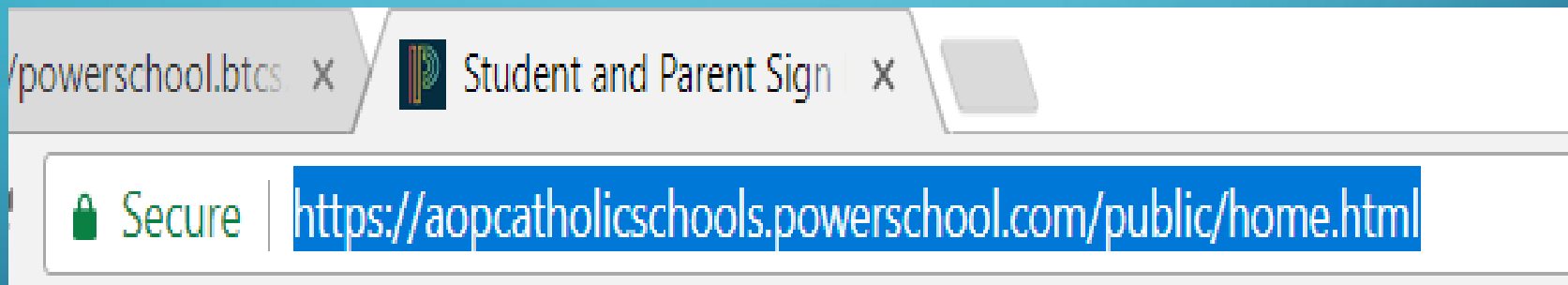
WELCOME TO POWERSCHOOL



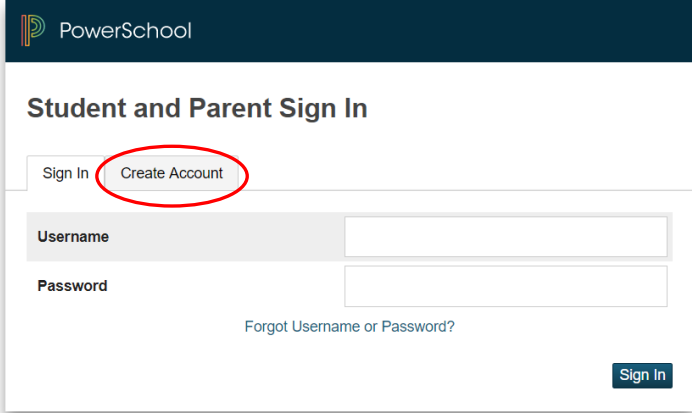
- 
- The slide features a dark teal background with decorative white circuit-like lines in the corners. These lines consist of straight segments connected by small circles, resembling a network or data flow diagram. The lines are positioned in the top-left, top-right, bottom-left, and bottom-right corners, framing the central text.
- New Student Information System
 - Secure web-based tool to enhance communication between parents, teachers and students
 - Provides the ability to monitor grades, attendance, homework assignments, demerits and discipline logs
 - Access from any device with internet access
 - Mobile app available for Apple and Android

CREATING YOUR POWERSCHOOL ACCOUNT

- Open your web browser and go to



CLICK THE CREATE ACCOUNT TAB



PowerSchool

Student and Parent Sign In

Sign In **Create Account**

Username

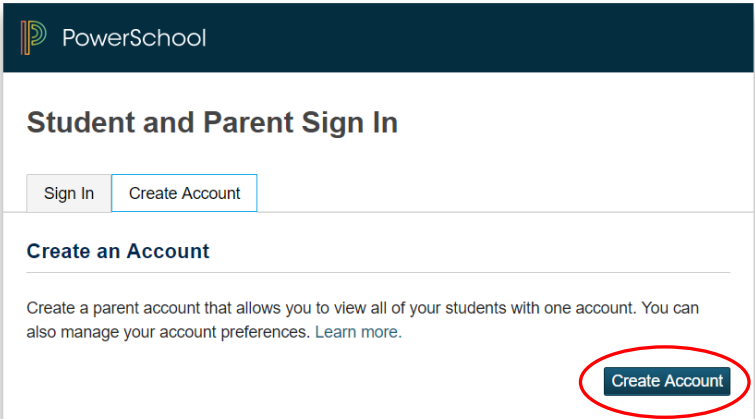
Password

[Forgot Username or Password?](#)

Sign In

Copyright © 2005-2016 PowerSchool Group LLC and/or its affiliate(s). All rights reserved.
All trademarks are either owned or licensed by PowerSchool Group LLC and/or its affiliates.

CLICK THE BLUE CREATE ACCOUNT BUTTON



PowerSchool

Student and Parent Sign In

Sign In **Create Account**

Create an Account

Create a parent account that allows you to view all of your students with one account. You can also manage your account preferences. [Learn more.](#)

Create Account

Copyright © 2005-2016 PowerSchool Group LLC and/or its affiliate(s). All rights reserved.
All trademarks are either owned or licensed by PowerSchool Group LLC and/or its affiliates.

Create Parent Account

TOP PORTION OF THE SCREEN

Parent Account Details

First Name

YOUR FIRST NAME

Last Name

YOUR LAST NAME

Email

YOUR EMAIL ADDRESS

Desired Username

ENTER YOUR CHOICE OF USER NAME

Password

ENTER A PASSWORD OF YOUR CHOICE. IT MUST BE AT LEAST 7 CHARACTERS LONG, CONTAIN AT LEAST 1 UPPERCASE AND 1 LOWERCASE LETTER, 1 NUMBER AND 1 SPECIAL CHARACTER.

Re-enter Password

ENTER YOUR PASSWORD AGAIN

Password must:

- Be at least 7 characters long

- Contain at least one uppercase and one lowercase letter

- Contain at least one letter and one number

- Contain at least one special character

School Name
Street Address
City, State, Zip
Phone:

[Letter code]

To the Parents of: Student First Name Last Name
Homeroom: HR

PowerSchool is a secure web-based tool which enhances communication between parents, teachers and students by providing access to monitor grades, attendance, and homework assignments, in real time, from school, home or ANYWHERE there is an Internet connection.

Please use the Access ID and Access Password below, along with the attached directions to create your PowerSchool parent account:

Access ID:
Access Password:

In addition to web-based access, PowerSchool is mobile! The PowerSchool Mobile app is available for Android-based devices, Apple iPhone, Apple iPod touch or Apple iPad. Once you have downloaded the PowerSchool Mobile app and created your account using the attached directions, a four character code needs to be entered on the sign-in screen. Our district code is QKDN.

Now that your account has been created you will want to investigate:

The Grades and Attendance Tab which will allow you to check your student's assignments and scores by clicking on the blue percentage symbol across from a class.

To email the teacher, please click on the blue hyperlink containing the teacher's name.

The Grades History Tab will show you the grades your student received in previous grading periods.

The Teacher Comments Tab is used to access current teacher comments.

The Bulletin Tab has current announcements for our school

If you have any questions regarding the use of PowerSchool please contact the school office or email psparent@archphila-oc.org. Welcome to PowerSchool!

LINK TO YOUR STUDENT(S) IN THE BOTTOM PORTION OF THE SCREEN

Link Students to Account

Enter the Access ID, Access Password, and Relationship for each student you wish to add to your Parent Account

1

Student Name	<input type="text"/>
Access ID	<input type="text"/>
Access Password	<input type="password"/>
Relationship	-- Choose ▾

2

Student Name	<input type="text"/>
Access ID	<input type="text"/>
Access Password	<input type="password"/>
Relationship	-- Choose ▾

You may enter up to 7 students on this screen to access them through a single sign-on

SCROLL TO THE BOTTOM AND CLICK ENTER

6

Student Name	<input type="text"/>
Access ID	<input type="text"/>
Access Password	<input type="password"/>
Relationship	-- Choose ▼

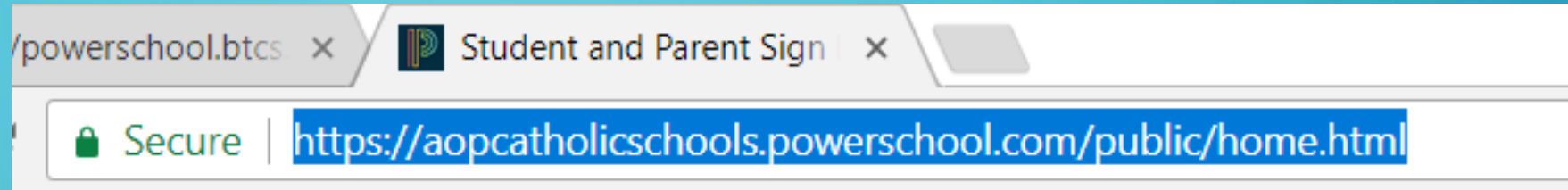
7

Student Name	<input type="text"/>
Access ID	<input type="text"/>
Access Password	<input type="password"/>
Relationship	-- Choose ▼

Enter

Copyright © 2005-2016 PowerSchool Group LLC and/or its affiliate(s). All rights reserved.
All trademarks are either owned or licensed by PowerSchool Group LLC and/or its affiliates.
PowerSchool.com

RETURN TO



Enter the user name and password you selected in the previous steps to log-in.

Once set-up is complete, download the app and add it to your smart phone

A screenshot of the PowerSchool "Student and Parent Sign In" page. The page has a dark blue header with the PowerSchool logo. Below the header, the title "Student and Parent Sign In" is displayed. There are two tabs: "Sign In" (selected) and "Create Account". Below the tabs are two input fields: "Username" and "Password". A link "Forgot Username or Password?" is located below the password field. A "Sign In" button is positioned at the bottom right of the form area.

Copyright © 2005-2016 PowerSchool Group LLC and/or its affiliate(s). All rights reserved.
All trademarks are either owned or licensed by PowerSchool Group LLC and/or its affiliates.